

300311

2019-037

2018



1.

2017 6

2018 3 30

2018-2020

2018

2018

1

PC 2018 PC 120 2017
APP APP 170

10

PC



PC 2018 2016 2018 2017 2017
15.4% 2018 2018 1,339.6 2017
2018 2019

37

3

1

	2018	2017		2016
	1,202,714,300.55	1,076,908,064.59	11.68%	662,859,791.50

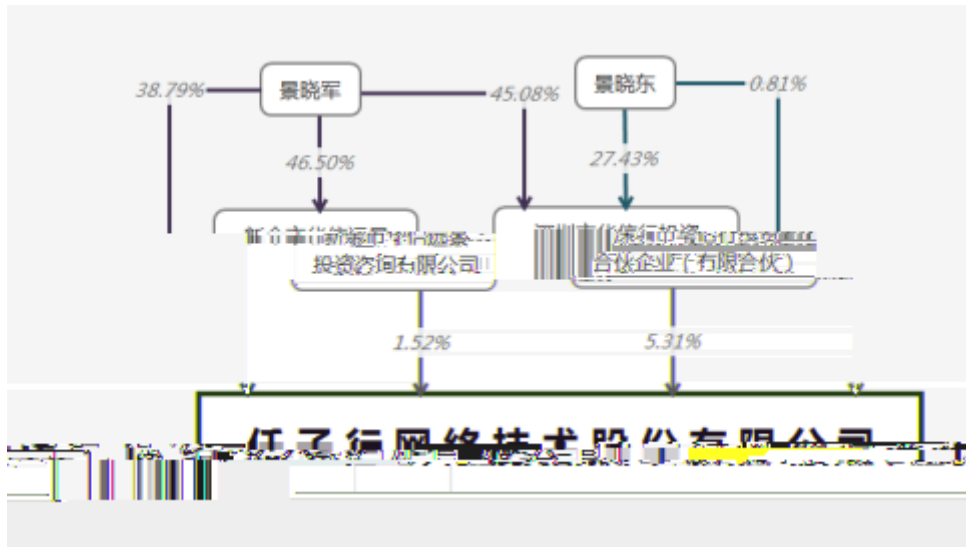


		0.80%	5,460,000	0	

2

10

3



5

1

;

2018			
120,271.43	11.68%	16,126.23	3.57%
13,916.54	6.77%		

IDC

32,127.82

/

DPI

IDC

37.78%

40% 2018 12

23,254.17 104.75%
5,942.43 84.93%

25,598.80 12.20%
32,614.66 18.31%

17,407.17

2018 12 31

2018

17,407.17

2018

1,1130.36

2018

2018 12 31

6,276.81

17,407.17

2018 10 19

2018

261.7201

2018 12 31

1.47

2017

4,000

2018

5,000

2019

6,000

15,000

2018

3,083.83

, 61.68% 2018

5,237.54

1

1,000

300

2 2018 6 30

3

100

4

2

4,312.26

1

2,900

2

3

10%

	255,988,019.70	93,538,022.40	36.54%	-12.20%	-31.59%	-10.36%
	59,424,280.13	33,028,014.90	55.58%	84.93%	96.72%	3.33%

